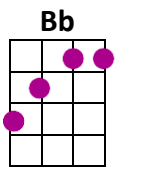
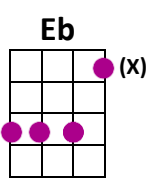
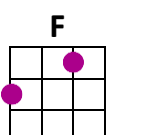
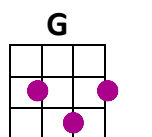
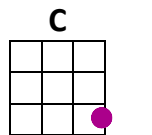
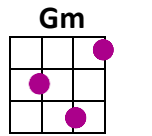


Strumming pattern for **verses** (↑) **STROKES CAN BE LEFT OUT** IN ORIGINAL KEY (cover here)
<https://www.youtube.com/watch?v=dtppxCrpwQg&t=184s>

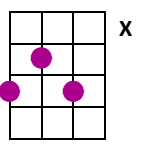
<p>1</p> <p>Gm <i>SEE WORKAROUND (CHEAT) BELOW!</i></p> <p>Beat: 1 2 3 4 1 2 3 4 </p> <p>String 4th all 4th all 4th all 4th all </p> <p>Finger Th ↓(↑) Th ↓(↑) Th ↓(↑) Th ↓(↑) </p> <p>Now look at them yo-yos, that's the way you do it (That aint working " " ")</p>	<p>2</p> <p>Gm To bar 5 2nd TIME</p> <p>Beat: 1 2 3 4 1 2 3 4 </p> <p>String 4th all 4th all 4th all 4th all </p> <p>Finger Th ↓(↑) Th ↓(↑) Th ↓(↑) Th ↓(↑) </p>
---	--

<p>3</p> <p>Gm</p> <p>Beat: 1 2 3 4 1 2 3 4 </p> <p>String 4th all 4th all 4th all - </p> <p>Finger Th ↓(↑) Th ↓(↑) Th ↓ NC </p> <p>You play the guitar on the</p>	<p>4</p> <p>Gm C C NC Repeat bars 1-2 then 5-6</p> <p>Beat: 1 2 3 4 1 2 3 4 </p> <p>String 4th all 4th all 4th all - </p> <p>Finger Th ↓(↑) Th ↓(↑) Th ↓ ↓ NC </p> <p>M T V</p>
---	---

<p>5</p> <p>Gm</p> <p>Beat: 1 2 3 4 1 2 3 4 </p> <p>String 4th all 4th all all all all - </p> <p>Finger Th ↓(↑) Th ↓(↑) ↓ ↓ ↓ NC </p> <p>Money for nothing and your chicks for free.</p>	<p>6</p> <p>F Gm Gm NC</p> <p>Beat: 1 2 3 4 1 2 3 4 </p> <p>String 4th all 4th all all all all - </p> <p>Finger Th ↓(↑) Th ↓(↑) ↓ ↓ ↓ NC </p>
--	---



Gm
CHEAT
 don't play 1st



INTRO AS VERSE (no words)

Now **[Gm]** look at them yo-yos, that's the way you do it
 You play the guitar on the M **[C]** T **[C]** V
[Gm] That ain't working, that's the way you do it
 Money for nothing and your **[F]** chicks **[Gm]** for **[Gm]** free

[Gm] Now that ain't working, that's the way you do it
 Lemme tell ya, them guys **[C]** ain't **[C]** dumb
[Gm] Maybe get a blister on your little finger
 Maybe get a blister **[F]** on **[Gm]** your **[Gm]** thumb

CHORUS strumming free for all!

[Eb] We got to install **[Bb]** microwave ovens
[Eb] Custom kitchen de-**[F]** -liveries
[Gm] We got to move these refrigerators
[C] We got to move these colour **[D]** TVs **[E]**^{1 2 3 4/1 2 3 4}

*Eb is the D shape moved up one fret. E is up 2 frets.
 Can avoid or mute the 1st string*

[Gm] See the little buddy with the earring and the make-up?

And, yeah, that's his **[C]** own **[C]** hair

[Gm] That little buddy got his own jet airplane

That little buddy, he's a **[F]** mill- **[Gm]** -ion **[Gm]** -aire

CHORUS **[Eb]** We got to install **[Bb]** microwave ovens

[Eb] Custom kitchen de-**[F]** -liveries

[Gm] We got to move these refrigerators

[C] We got to move these colour **[D]** TVs **[E]**^{1 2 3 4/1 2 3 4}

[Gm] I should'a learned to play the guitar

I should'a learned to play **[C]** them **[C]** drums

[Gm] Maybe get a blister on your little finger

Maybe a blister **[F]** on **[Gm]** your **[Gm]** thumb

And **[Gm]** he's up there, what's that? Hawaiian noises?

He's banging on the bongos like a chim- **[C]** -pan **[C]** -zee

[Gm] Oh, that ain't working, that's the way you do it

Get your money for nothing, get your **[F]** chicks **[Gm]** for **[Gm]** free

CHORUS **[Eb]** We got to install **[Bb]** microwave ovens

[Eb] Custom kitchen de-**[F]** -liveries

[Gm] We got to move these refrigerators

[C] We got to move these colour **[D]** TVs **[E]**^{1 2 3 4/1 2 3 4}

Instrumental (as verse)

[Gm] Now that ain't working, that's the way you do it

You play the guitar on the M **[C]** T **[C]** V

[Gm] That ain't working, that's the way you do it

Money for nothing and your **[F]** chicks **[Gm]** for **[Gm]** free

[Gm] Money for nothing, **[F]** chicks **[Gm]** for **[Gm]** free

[Gm] Money for nothing, **[F]** chicks **[Gm]** for **[Gm]** free

[Gm] I want my, I want my, I want my M **[C]** T **[C]** V

[Gm] I want my, I want my, I want my **[C]** M **[C]** T **[Bbmaj7]** V **stop**

(=A#maj7)

Bbmaj7

